




START-UP PROCEDURES FOR *Coca-Cola* FOUNTAIN EQUIPMENT




If you have any questions or problems, please call Coca-Cola at
1-800-318-COKE (2653) and ask for help from
myCokeTech – Phone Fix and Video Chat.

Traditional Fountain – Drop-in Dispenser

1. Plug in all carbonators  and water boosters (if applicable)
 - The carbonator may need to be shaken to reset the probe inside
 2. Turn on incoming water supply and CO2 supply (if applicable) to beverage equipment  
 3. Turn on dispensers
 4. Check and replace all out dated BIB
 5. Follow the daily, weekly and monthly cleaning recommendations for dispenser cleaning
 6. Fill the ice bin with ice
 - Allow the ice to sit in the ice bin 1 hour before completing step 8
 7. Run all valves for at least 2 minutes each
 8. Taste all drinks. If there is an off taste from any valve, flush the valve for another minute, then check again for satisfactory taste. If taste remains unsatisfactory, place a service call.
-

Traditional Fountain – Ice Beverage Dispenser

(Dispenser with an ice maker on top or customer top loads with ice)

1. Plug in all carbonators  and water boosters (if applicable)
 - The carbonator may need to be shaken to reset the probe inside
2. Turn on incoming water supply and CO2 supply (if applicable) to beverage equipment  
3. Turn on ice maker
 - Run two (2) complete ice-making cycles and **discard** all the ice made
 - Sanitize ice maker bin
4. After completing step 3, let the ice maker fill the ice bin with fresh ice
 - Ensure the ice bin is at least 1/3 full before tasting beverages
 - Allow the ice to sit in the ice bin 1 hour before completing step 9
5. Turn on dispensers
6. Check and replace all out dated BIB
7. Follow the daily, weekly and monthly cleaning recommendations for dispenser cleaning
8. Run all valves for at least 2 minutes each
9. Taste all drinks. If there is an off taste from any valve, flush the valve for another minute, then check again for satisfactory taste. If taste remains unsatisfactory, place a service call.